

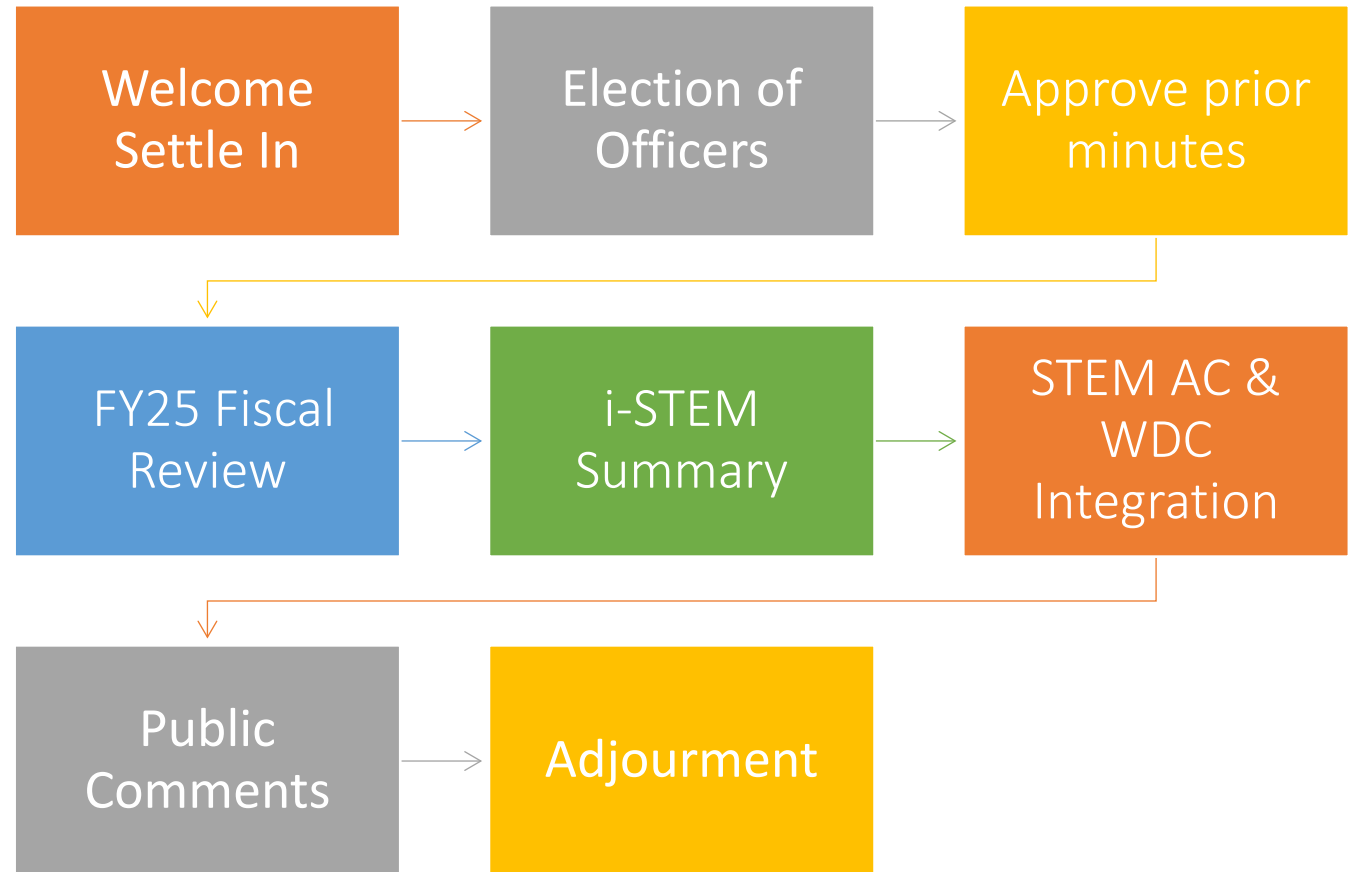


# Advisory Board Meeting

## August 20, 2025

---

# Agenda



# May 21 Minutes

- Vote to approve

## **May Board Meeting Minutes**

May 21, 2025

1:30 p.m. – 3:00 p.m.

**Workforce Development Council**

**Conference Room**

**514 W. Jefferson St., Room 136**

**Boise, Idaho 83702**

# General Fund FY 2025 End of Year

STEM AC GENERAL FUND				
State Expenditure Category	Budget	Actual	Under/(Over)	Actual %
Salary & Benefits	\$ 862,600	\$ 782,375	\$ 80,225	91%
<b>Personnel</b>	<b>\$ 862,600</b>	<b>\$ 782,375</b>	<b>\$ 80,225</b>	<b>91%</b>
Administrative Services & Supplies	\$ 3,500	\$ 3,472	\$ 28	99%
Communication Costs	10,800	10,778	22	100%
Computer Services & Supplies	28,000	27,912	88	100%
Contracts, Events & Other Council Activities	1,760,775	1,760,281	494	100%
Employee Development, Memberships & Subscriptions	12,400	12,306	94	99%
Employee Travel Costs	38,400	38,397	3	100%
Government Overhead & Insurance	47,300	47,283	17	100%
Rentals & Operating Leases	121,125	118,320	2,805	98%
<b>Operating Budget</b>	<b>\$ 2,022,300</b>	<b>\$ 2,018,748</b>	<b>\$ 3,552</b>	<b>100%</b>
<b>Grand Total</b>	<b>\$ 2,884,900</b>	<b>\$ 2,801,123</b>	<b>\$ 83,777</b>	<b>97%</b>

Trustee and Benefits	
<b>Spending Authority</b>	<b>\$ 394,300</b>
Statewide Grants	89,123
STEM Identity Scholarship	25,000
STEM School Designation	100,000
Computer Science PD Grants	180,177
<b>Ending Balance</b>	<b>\$ -</b>


STEM Education Fund  
 (Dedicated)  
 FY 2025  
 End of Year

<b>STEM AC DEDICATED FUND CASH BALANCE</b>		
<b>STEM AC Cash Balance 7/1/2024</b>		<b>\$ 328,732</b>
	Revenue	1,432,353
	Payments	1,328,276
<b>6/30/2025</b>		<b>\$432,809</b>
	i-STEM	21,500
	Externships	5,000
	STEM School Designation	5,000
	STEM Educators	21,000
	AI-EDU	20,000
	Learning Platforms	25,000
	IDSEF/ISEF	11,500
	Unrestricted Foundation Funds	24,601
<b>Obligated Balance</b>		<b>\$ 133,601</b>
<b>Unobligated Balance</b>		<b>\$ 299,208</b>

# FY2026 SPEND PLAN


<b>STEM AC GENERAL FUND FY 2026 PLAN</b>	
<b>State Expenditure Category</b>	<b>Budget</b>
Salary & Benefits	\$ 903,500
<b>Personnel</b>	<b>\$ 903,500</b>
Administrative Services & Supplies	\$ 35,000
Communication Costs	-
Computer Services & Supplies	35,319
Contracts, Events & Other Council Activities	2,118,952
Employee Development, Memberships & Subscriptions	5,000
Employee Travel Costs	35,000
Government Overhead & Insurance	83,829
Rentals & Operating Leases	130,500
<b>Operations, Cap, TB</b>	<b>\$ 2,443,600</b>
<b>Grand Total</b>	<b>\$ 3,347,100</b>

# i-STEM Summary 2025



**i-STEM 2025**

**BUILDING CONNECTIONS IN STEM**

 **IDAHO STEM**  
ACTION CENTER

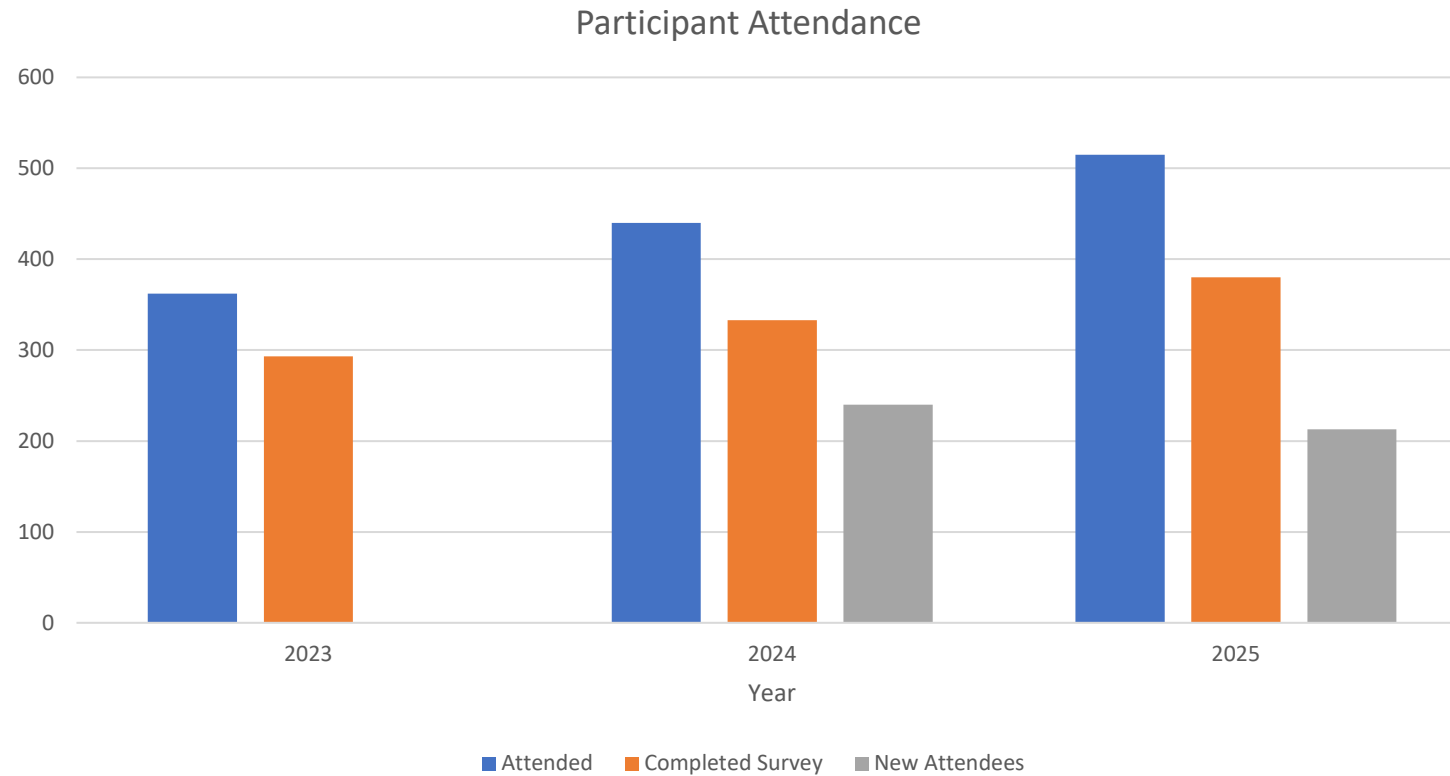
Discover how to integrate **science, technology, engineering and math** skills into ANY subject-enhancing engagement for students without overhauling your curriculum.

# Executive Overview

---

- 515 participants statewide
- 380 surveys completed (basis of report data)
- 6 statewide sites, 38 strands offered
- 43,104 students impacted

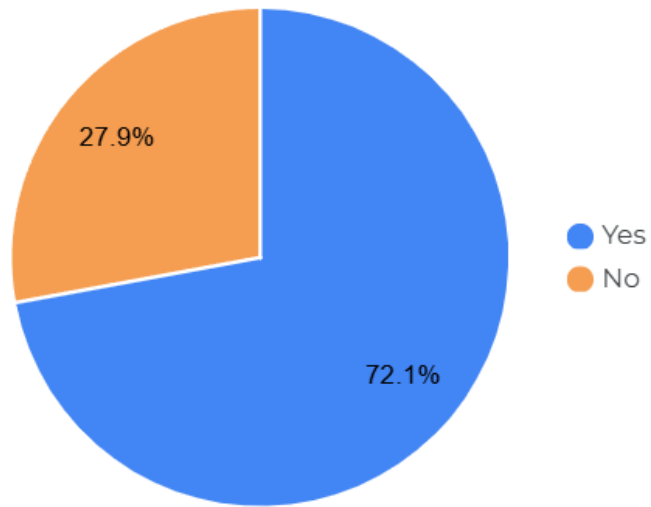
# Year-over-Year Comparison



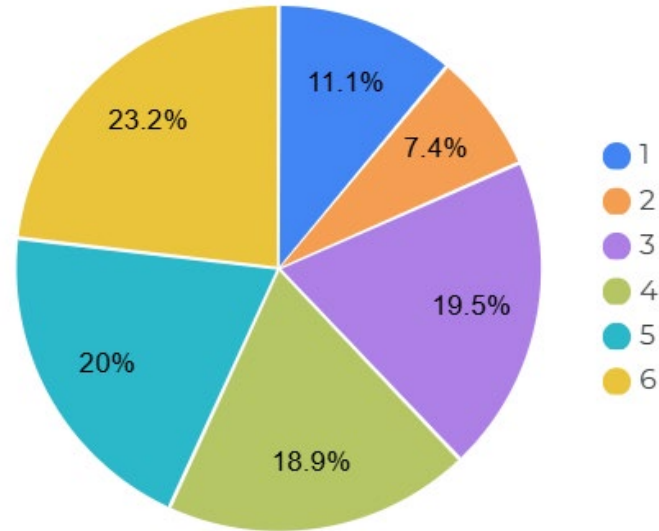
# Demographic Data

---

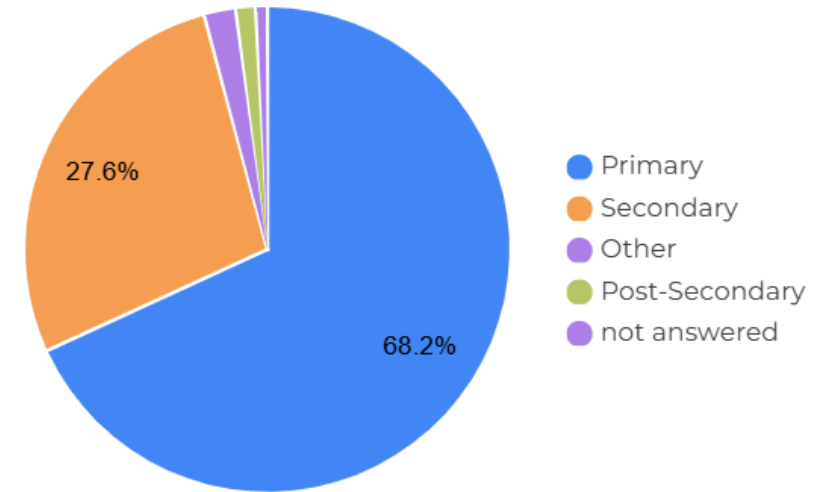
Title 1



Regional Attendance



School Level



# Terms

---

Primary: K-5th

---

Secondary: 6th-12th

---

Rural: Less than 20,000 residents

---

Urban: Over 20,000 residents

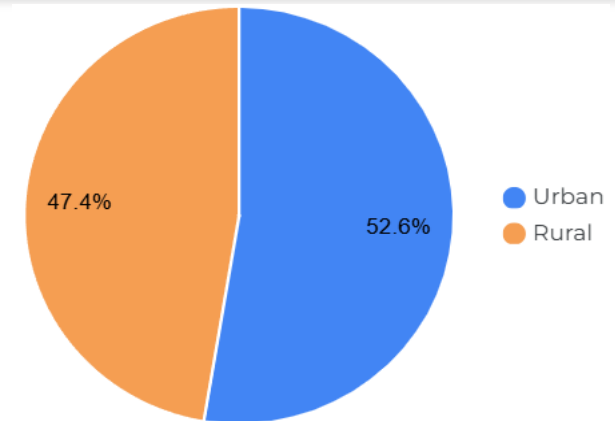
# LCSC

Participants ≈ 38

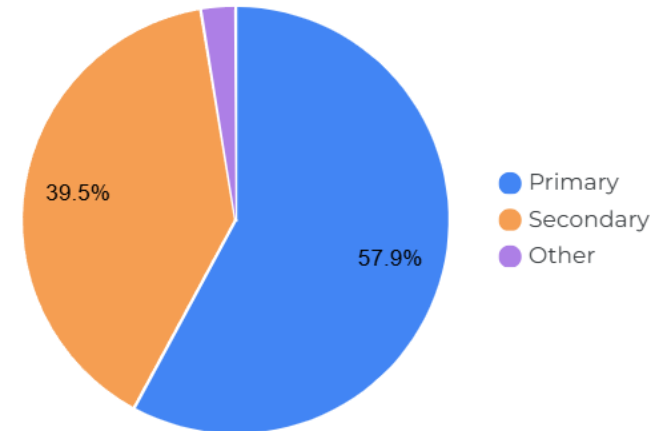
Students impacted ≈ 4,738

Strand	Grade Levels	Subject Matter	Would Recommend Strand
Engaging Students in 3D Printing	3rd-8th	Engineering & Technology	100%
Engineering Your Path	9th-12th	Engineering & Technology	100%
Empowering Creativity	9th-12th	Graphic Design	86%
Water Science Investigations	3rd-8th	Science	100%

Rural/Urban



School Level



---

## Voice of Educator & Future Impact

- "Useable classroom content with **a class set of material which means I can teach the whole class instead of just using it as an extension. Usually the kids that need the extension activities the most do not get to do them ... With a class set I can use it during my instruction so all students benefit no matter their ability.** Thank you!!!"

Relevant Occupation	Projected Growth Rate (Idaho 2022-2032)
Operations Research Analyst	38.8%
Industrial Engineers	25.8%
Logisticians	25.0%
Environmental Scientist/Specialist	23.1%
Medical Scientist	22.4%
Engineers (General)	20.7%

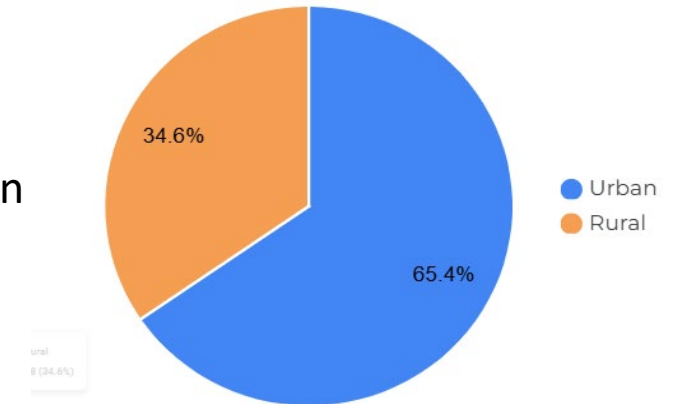
# CEI

Participants ≈ 81

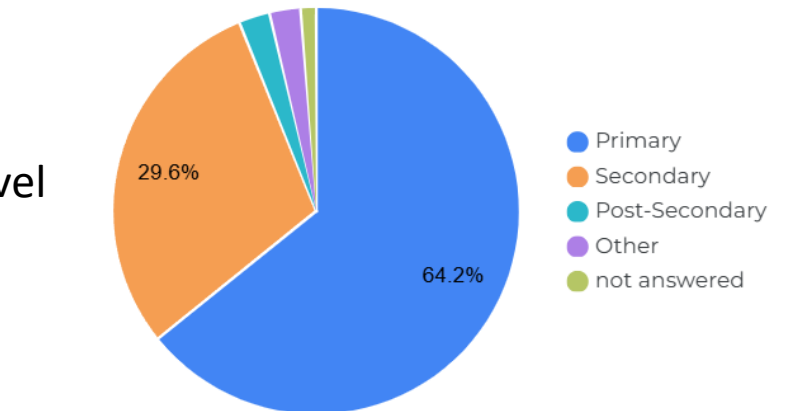
Students Impacted ≈ 7,208

Strand	Grade Levels	Subject Matter	Would Recommend Strand
Fundamentals of 3D Printing	3rd-8th	Engineering & Technology	100%
ISA 6	6th-8th	Mathematics	100%
ISA 5	3rd-5th	Mathematics	100%
Game Based Learning	K-5th	Engineering & Technology	100%
Databots	6th-8th	Engineering & Technology	100%
ISA 8-12	8th-12th	Mathematics	100%
BootUp K-2	K-2nd	Computer Science	100%

Rural/Urban



School Level



Relevant Occupation	Projected Growth Rate (Idaho 2022-2032)
Operations Research Analysts	36.1%
Mathematical Science Occupations	34.1%
Occupational Health and Safety Specialists	29.8%
Computer and Information Research Scientist	27.3%
Logisticians	25.0%
Industrial Engineers	22.4%

## Voice of Educator & Future Impact

- "I loved the opportunity to engage in **hands-on, inquiry-based activities** that I could **directly bring back to my classroom**. The workshops helped me see **how STEM concepts can be integrated across subjects in creative and accessible ways.**"

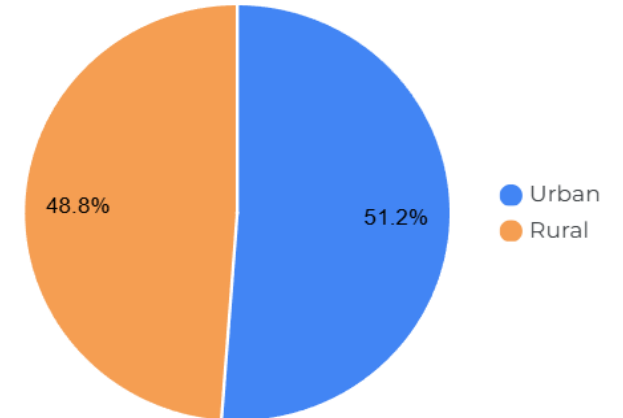
# CSI

Participants ≈ 84

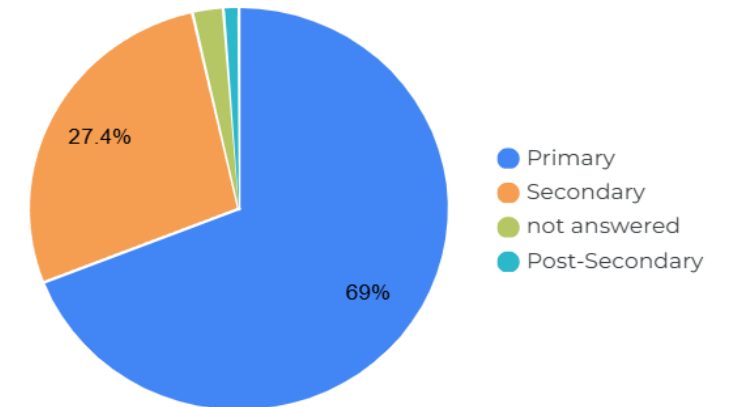
Students Impacted ≈ 11,319

Strand	Grade Levels	Subject Matter	Would Recommend Strand
Bridging Concepts	9th-12th	Engineering & Technology	100%
Build, Create, Innovate	K-5th		80%
Using LEGO Spike Prime	3rd-5th	Engineering & Technology	100%
ISA 7	6th-8th	Mathematics	100%
BootUp 3-5	3rd-5th	Computer Science	89%
LEGO in Primary Classrooms	K-2nd	Engineering & Technology	100%
Experimenting with Electronics	9th-12th	Engineering & Technology	100%

Rural/Urban



School Level



# Voice of Educator & Future Impact

- "WOW! **This experience was incredible!** Everything from the **generous number of Lego Prime kits for my students**, the absolutely amazing **training** from both teachers, the virtual **field trip with the Lego designer**, the guidance about this system and **ways that I can use these tools for my students**, the **food and venue**, to the **Sidewalk Science presenter** was perfect! This was the **best i-STEM I've attended yet**, and it added a **much needed infusion of energy for my teaching practice**. I can't wait for the school year to start so I can share this with my kids. **I've already got the Lego kits set up and ready to go for the first day back.** Thank you all again for the huge amount of effort that was required to make this happen. It was awesome!

Relevant Occupation	Projected Growth Rate (Idaho 2022-2032)
Information Security Analysts	44.9%
Computer and Information Research Scientist	39.5%
Operations Research Analysts	38.8%
Medical Equipment Repair	35.0%
Engineering Teachers, Postsecondary	30.8%
Computer and Information Systems Manager	28.4%

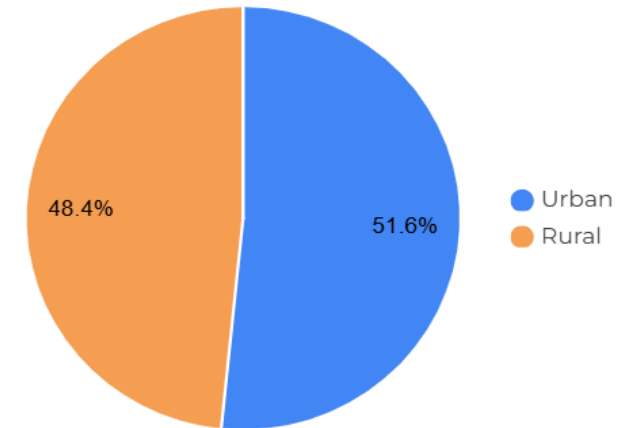
# ISU

Participants ≈ 62

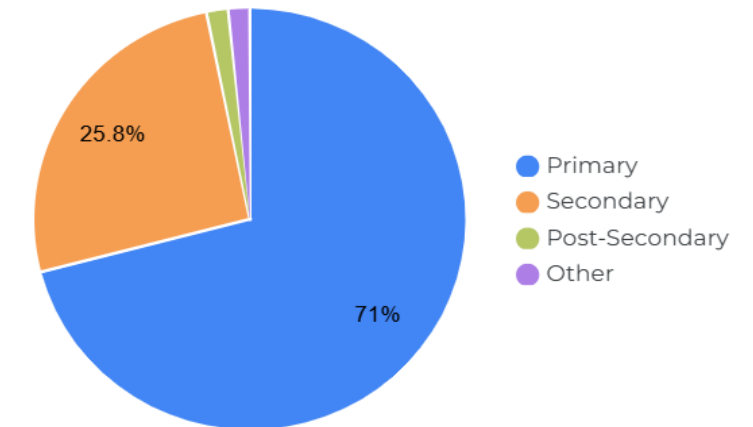
Student Impact ≈ 4,898

Strand	Grade Level	Subject Matter	Would Recommend Strand
Using Adobe	9th-12th	Graphic Design & Computer Science	90%
Integrating Hands-On Learning	K-2nd	Engineering Design	100%
The Useless Box	9th-12th	Engineering & Technology	100%
ISA 3/4	3rd-5th	Mathematics	75%
ISA K-2	K-2nd	Mathematics	80%
Intro to Diesel Tech	9th-12th	Engineering & Technology	80%
Cracking the Code	K-2nd	Computer Science	100%

Rural/Urban



School Level



---

## Voice of Educator & Future Impact

- "Tim & Tim are top-notch instructors! I went into The Useless Box with **zero prior knowledge**, and after 4 days of learning this new language, **I feel confident that I can implement at least a novice level of programming in my classes.**"

Relevant Occupation	Projected Growth Rate (Idaho 2022-2032)
Construction and Extraction Occupations	34.3%
Operations Research Analyst	33.3%
Information Security Analyst	32.1%
Construction Managers	29.3%
Computer and Information Systems Manager	28.6%
Computer Network Support Specialist	27.6%

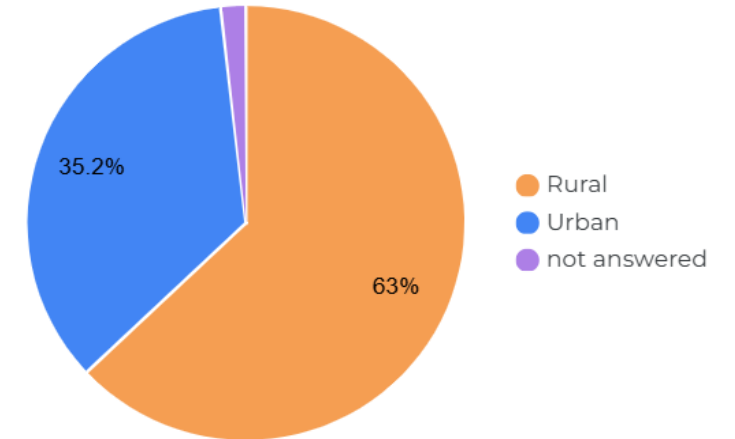
# NIC

Participants ≈ 54

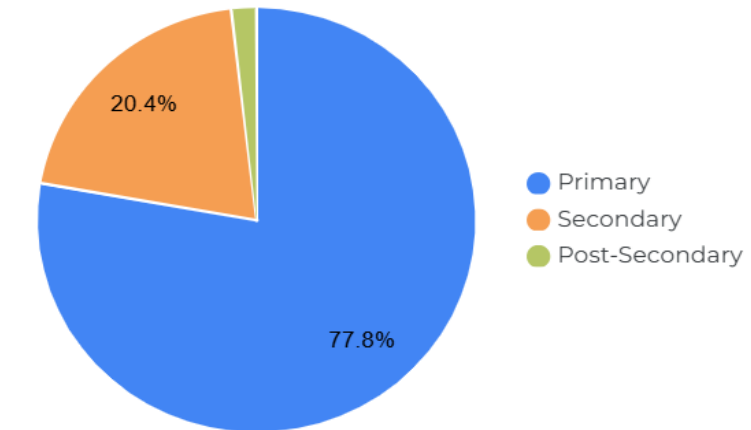
Student Impact ≈ 54,195

Strand	Grade Level	Subject Matter	Would Recommend Strand
Engaging Students in 3D Printing	3rd-8th	Engineering & Technology	100%
Ready, Set, Drone!	3rd-8th	Technology	100%
Databots	6th-8th	Engineering & Technology	100%
The Nature of STEM	3rd-5th	Science	100%
Give Them Something to Talk About	3rd-5th	Science	100%
BootUp K-2	K-2nd	Engineering & Technology	100%
Above and Beyond	3rd-5th	Engineering	100%

Rural/Urban



School Level



---

## Voice of Educator & Future Impact

- "This was my first time at I-stem, and I absolutely love it! **I have never been very confident or interested in CS, I love it and now find value in immersing students into CS.**"

Relevant Occupation	Projected Growth Rate (Idaho 2022-2032)
Computer and Information Research Scientist	39.5%
Engineering Teachers, Postsecondary	31.4%
Computer Science Teachers, Postsecondary	30.8%
Industrial Engineers	28.2%
Logisticians	25.0%
Training and Development Specialist	23.5%

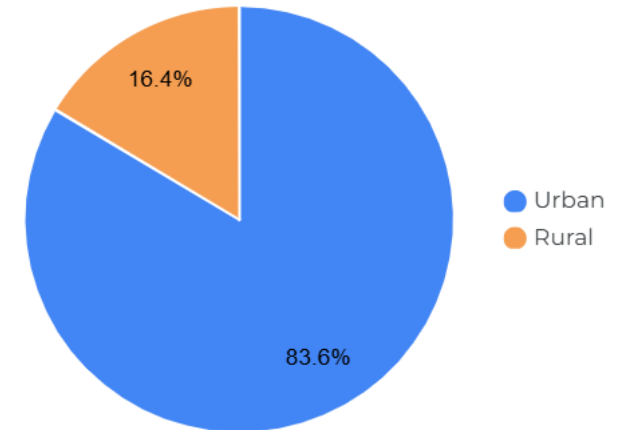
# CWI

Participants ≈ 61

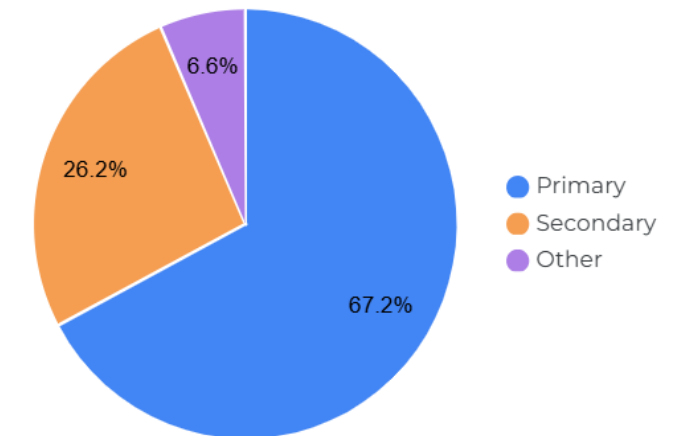
Student Impact ≈ 9746

Strand	Grade Level	Subject Matter	Would Recommend Strand
Art to Engage STEM Learners	3rd-5th	Art	100%
Electrify Your Class	3rd-8th	Engineering & Technology	100%
Storytelling and Media Literacy	6th-12th	Literacy & Technology	100%
PBL: STEM in Action	6th-8th	Engineering Design	89%
Extending the Code	3rd-5th	Computer Science	100%
Explore the Hidden World of Micobes	6th-12th	Science	100%

Rural/Urban



School Level

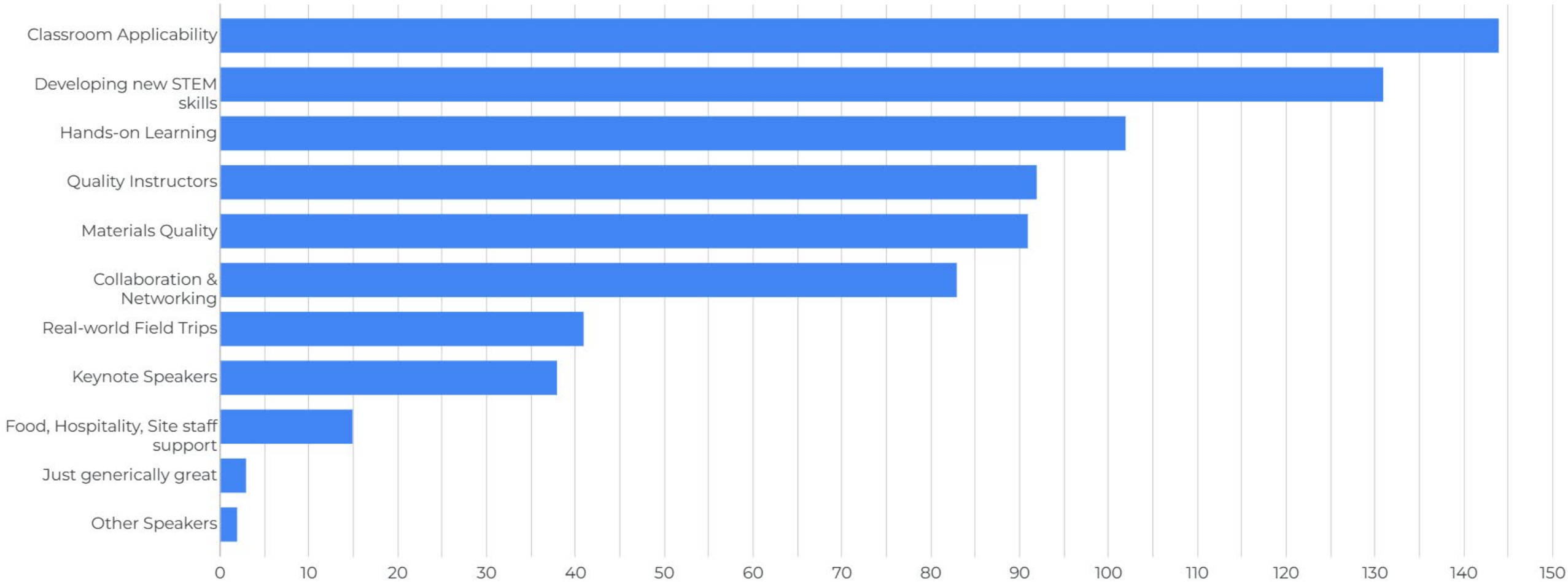


Relevant Occupation	Projected Growth Rate (Idaho 2022-2032)
Information Security Analyst	45.3%
Computer and Information Research Scientists	42.1%
Mathematical Science Occupations	40.6%
Operations Research Analyst	39.7%
Industrial Engineers	33.8%
Semiconductor Processing Technicians	32.4%

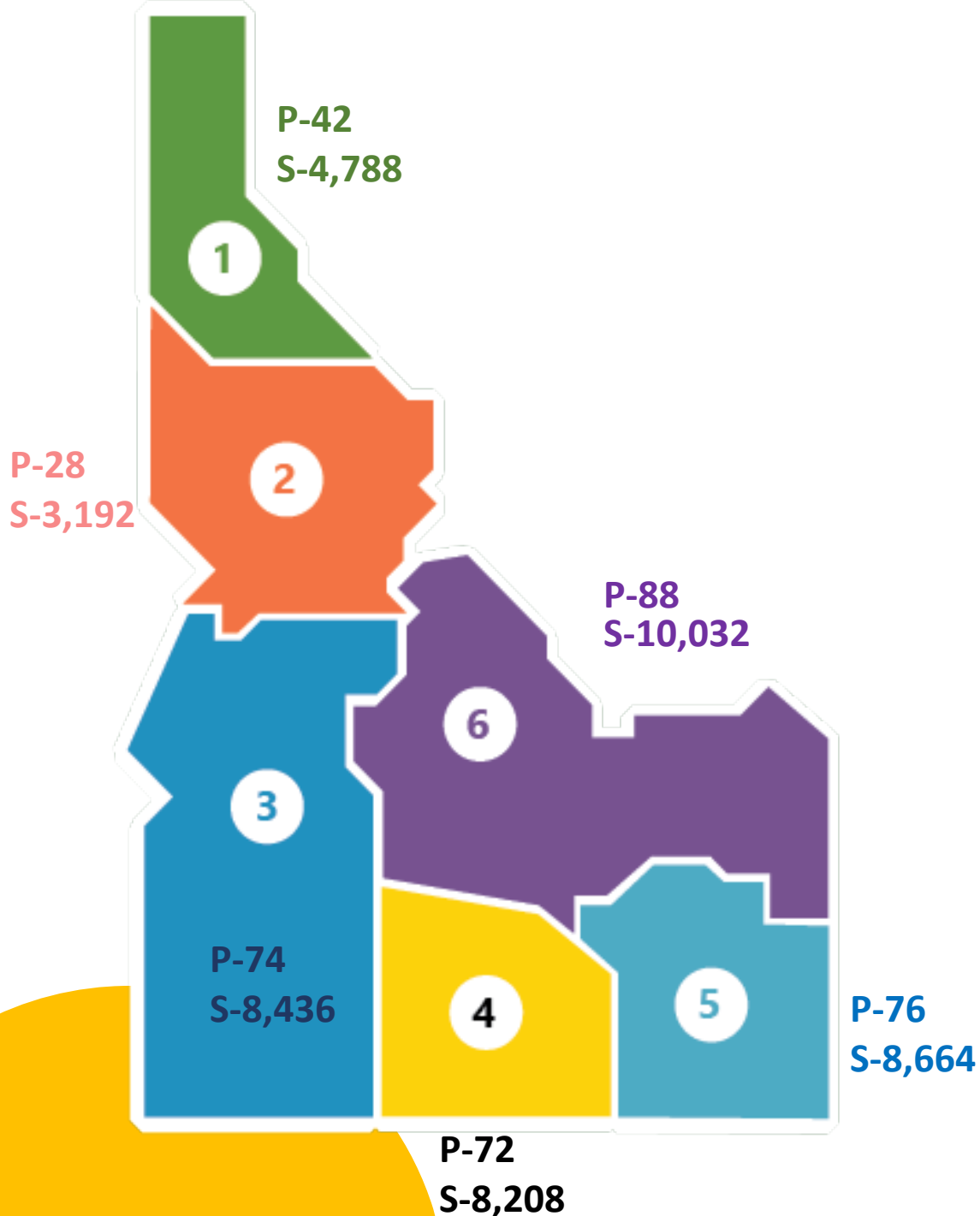
## Voice of Educator & Future Impact

- "It was so exciting to see the many things that Microbits could do! **I know that the kids will be really engaged in problem solving and coding using these Microbit kits.** I loved being able to have **time to dig into the coding projects and experience them hands-on.** This is a very intriguing resource!"

# What were the highlights of your i-STEM experience?



# Key Takeaway's



- **Takeaway 1:** Feedback was extremely positive and aligned with the outcomes we wanted.
- **Takeaway 2:** Student reach is very high
- **Takeaway 3:** Feedback indicates high predictability of classroom implementation, with opportunity for improvement time during strand to create a written implementation plan
- **Takeaway 4:** There are meaningful differences in the types of future topics desired for primary and secondary educators.



## STEM AC & WDC Integration



## Education & Careers Division

Bringing innovative formal and informal education resources to equip students with the skills and knowledge needed to access postsecondary pathways and thrive in tomorrow's careers.



## Workforce Engagement Division

Bridging the gap between talent and opportunity by building mutually beneficial partnerships with employers ensuring they have the workforce they need to succeed.

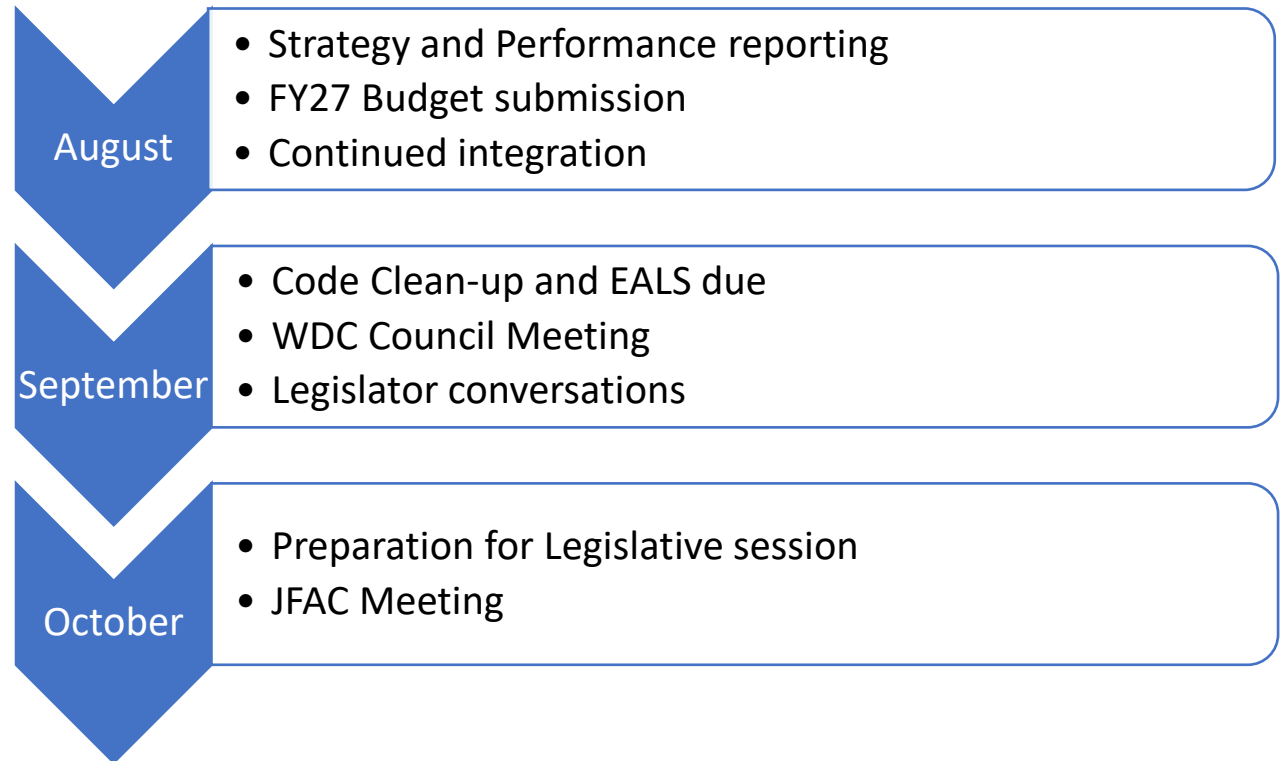


## Strategy & Operations Division

Focused on the big picture strategy, efficient financials and operations, grants and using data-driven insights that address the future of work for the state of Idaho

# STEM AC / WDC Updates

- EcosySTEM – U of I
- STEM Action Foundation
- STEM School Designation
- Sawtooth Educator Awards
- STEM AC / WDC Transition Timeline





**IDAHO**  
**STEM**  
ACTION CENTER

Public Comment

---



**IDAHO**  
**STEM**  
ACTION CENTER