

## How to apply to i-STEM


To attend i-STEM, participants must apply through Idaho STEM Action Center Grant Portal (NOTE: i-STEM is no longer first-come-first-serve). All applications are blind reviewed by two anonymous reviewers. Placement into a strand is based on application score and participant's top three choices indicated in the application.

Once participants are accepted and placed into a strand, they will receive an email from Idaho STEM Action Center with a link to pay their registration fee online. Participants must pay their registration fees by April 15<sup>th</sup> to reserve their spot. No refunds.

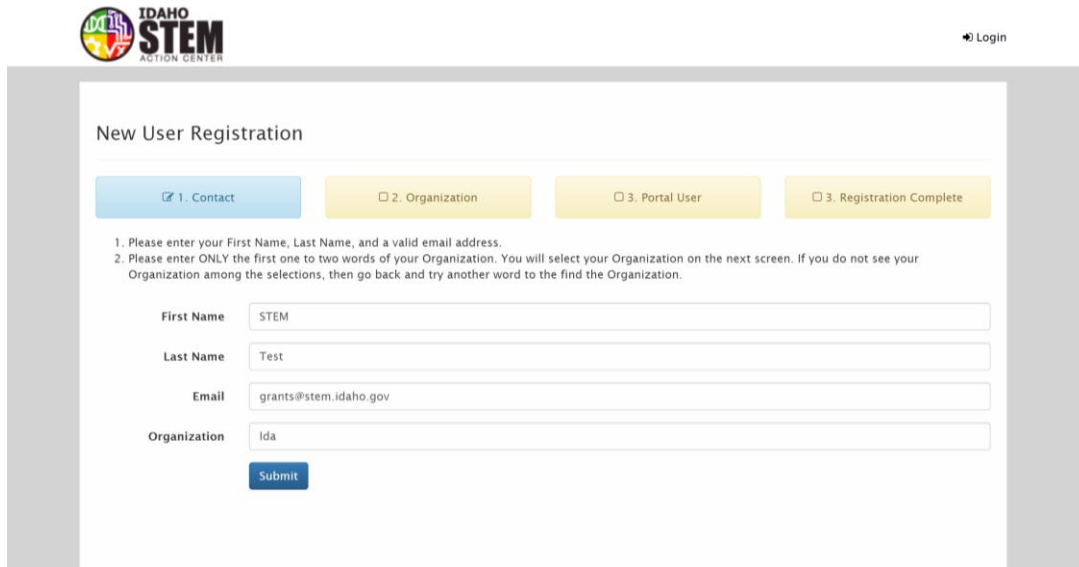
## How to create an account in the Grants Portal:

Visit [stem.idaho.gov/grants/](http://stem.idaho.gov/grants/)

Click on "Create a New Account"



Enter your first name, last name, and the email address associated with your organization. For the organization, only enter the first three letters of your school or organization. Hit Submit.



The screenshot shows the 'New User Registration' page for the Idaho STEM Action Center. At the top left is the logo, and at the top right is a 'Login' link. Below the header, there are four progress buttons: '1. Contact' (active), '2. Organization', '3. Portal User', and '3. Registration Complete'. Instructions state: '1. Please enter your First Name, Last Name, and a valid email address.' and '2. Please enter ONLY the first one to two words of your Organization. You will select your Organization on the next screen. If you do not see your Organization among the selections, then go back and try another word to find the Organization.' The form fields are: First Name (STEM), Last Name (Test), Email (grants@stem.idaho.gov), and Organization (ida). A 'Submit' button is at the bottom.

IDAHO STEM ACTION CENTER

Login

### New User Registration

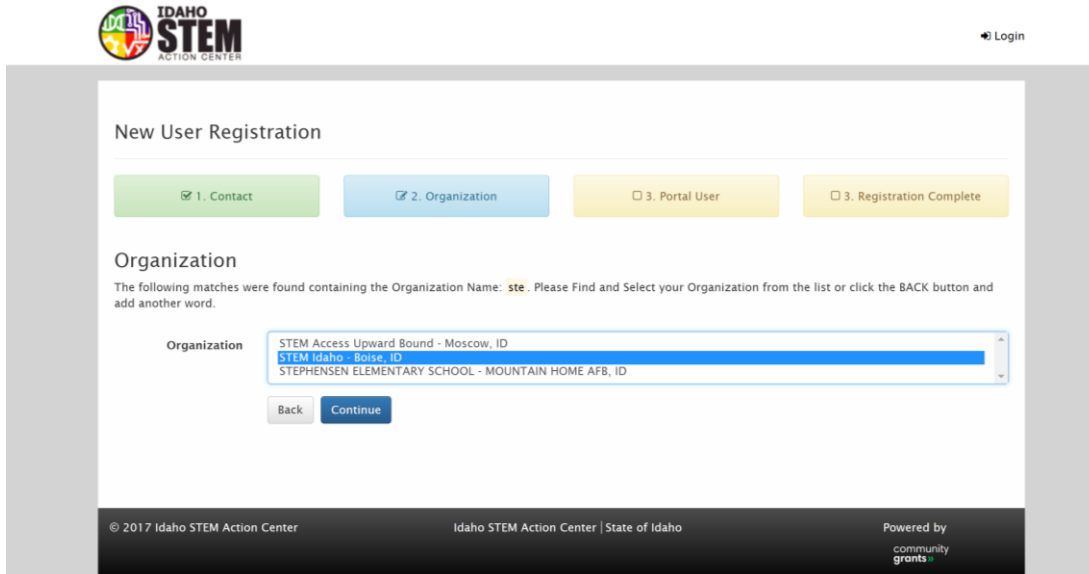
☑ 1. Contact    ☐ 2. Organization    ☐ 3. Portal User    ☐ 3. Registration Complete

1. Please enter your First Name, Last Name, and a valid email address.  
2. Please enter ONLY the first one to two words of your Organization. You will select your Organization on the next screen. If you do not see your Organization among the selections, then go back and try another word to find the Organization.

First Name: STEM  
Last Name: Test  
Email: grants@stem.idaho.gov  
Organization: ida

Submit

Select your organization and click “Continue.” If you do not find your organization, try again. All public schools and libraries should already exist. If you cannot find your organization, you may input your organization’s information to create a new account, or you may email [grants@stem.idaho.gov](mailto:grants@stem.idaho.gov) and we can help you create an account.



The screenshot shows the 'New User Registration' page for the Idaho STEM Action Center, Step 2: Organization. The progress buttons are: '1. Contact', '2. Organization' (active), '3. Portal User', and '3. Registration Complete'. Instructions state: 'The following matches were found containing the Organization Name: ste. Please Find and Select your Organization from the list or click the BACK button and add another word.' A dropdown menu for 'Organization' shows three options: 'STEM Access Upward Bound - Moscow, ID', 'STEM Idaho - Boise, ID' (highlighted), and 'STEPHENSON ELEMENTARY SCHOOL - MOUNTAIN HOME AFB, ID'. 'Back' and 'Continue' buttons are at the bottom. The footer contains copyright information, the organization name, and a note about being powered by community grants.

IDAHO STEM ACTION CENTER

Login

### New User Registration

☑ 1. Contact    ☑ 2. Organization    ☐ 3. Portal User    ☐ 3. Registration Complete


### Organization

The following matches were found containing the Organization Name: **ste**. Please Find and Select your Organization from the list or click the BACK button and add another word.

Organization:   
STEM Access Upward Bound - Moscow, ID  
STEM Idaho - Boise, ID  
STEPHENSON ELEMENTARY SCHOOL - MOUNTAIN HOME AFB, ID

Back Continue

© 2017 Idaho STEM Action Center    Idaho STEM Action Center | State of Idaho    Powered by community grants


[Login](#)

☒ 1. Contact

☒ 2. Organization

☐ 3. Portal User

☐ 3. Registration Complete

### New Organization Details

It appears that your organization does not exist in the system, please create a new organization by completing the details below. If you feel this is not correct, then click the BACK button and try again using other search terms.

Name

Street

City

State

Postal Code

Back


Create & Continue

© 2017 Idaho STEM Action Center

Idaho STEM Action Center | State of Idaho

Powered by  
community grants

After you have selected or created your organization, create a password for your account by typing it into the “Password” box and confirm. Click “Submit” and you will receive an email welcoming you to the portal.


[Login](#)

### New User Registration

☒ 1. Contact

☒ 2. Organization

☒ 3. Portal User

☐ 3. Registration Complete

First Name

 STEM

Last Name

 Test

Organization

 Idaho STEM Action Center

Username

 grants@stem.idaho.gov

Password

 Password

Confirm Password

 Confirm Password

Please enter your username and password to login. If you have problems logging into the portal, please contact Erica.Compton@stem.idaho.gov.

Submit

## How to access and fill out the i-STEM application:

Visit [stem.idaho.gov/grants/](http://stem.idaho.gov/grants/)

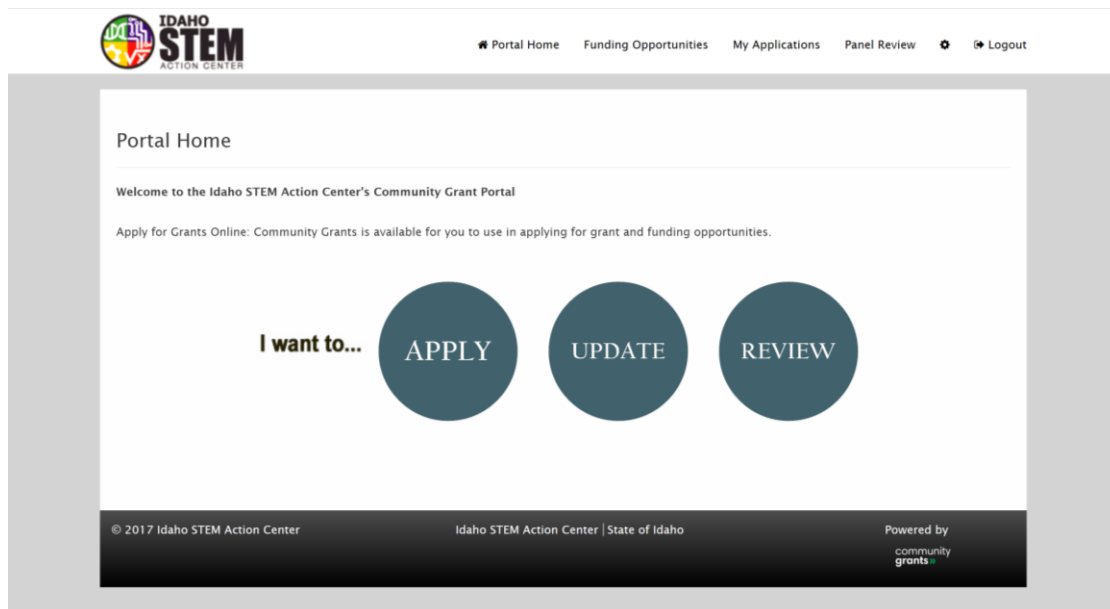
Click on “Login to Grants Portal to Apply”

The screenshot shows the homepage of the Idaho STEM Action Center's grants portal. The header includes the "IDAHO STEM ACTION CENTER" logo, a search bar, and social media icons. A navigation menu lists various links: "Apply for Opportunities", "About the Center", "Connect with Us", "Computer Science", "STEM AC Foundation", "Mentorship Portal", and "Resource Portal". A large banner with a keyboard background reads "APPLY for funding". Below the banner, a paragraph states that the Idaho State Constitution prevents funding private and parochial organizations. A red circle highlights the "Login to Grants Portal to Apply" button. Other buttons include "Create a New Account", "Open Opportunities", "Upcoming Opportunities", "Applications Under Review", and "Recently Awarded Grants".

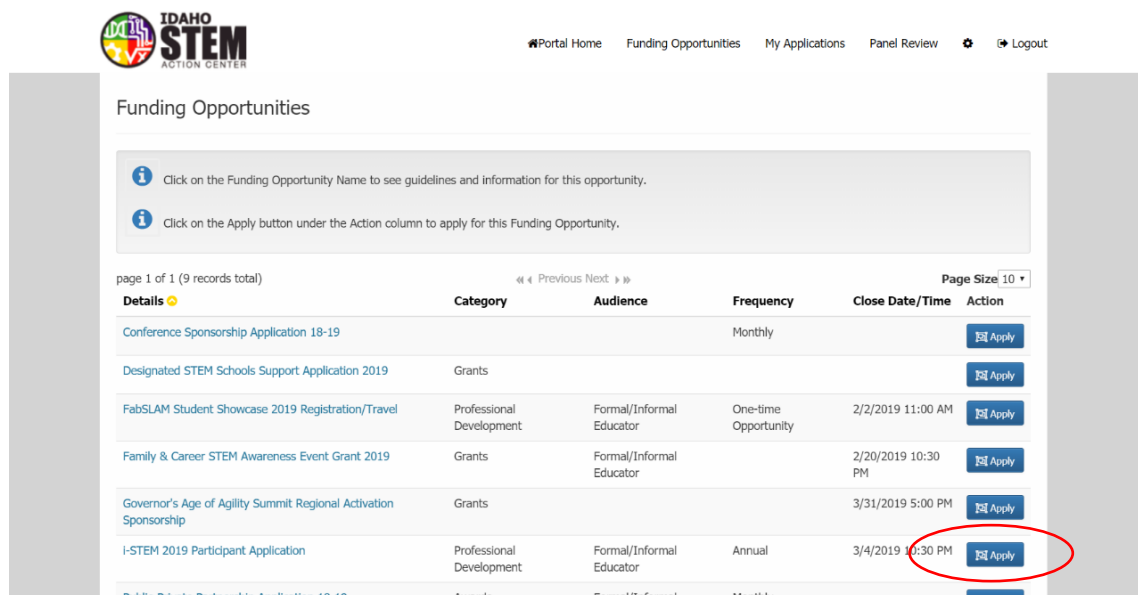
Log into your account.

The screenshot shows the login page. At the top left is the "IDAHO STEM ACTION CENTER" logo, and at the top right is a "Login" link. The main heading is "Login". Below it are two input fields: "Username" with a placeholder "Your username is in the form of an email" and "Password" with a placeholder "Password". A blue "Login" button is positioned below the password field. Below the button are links for "Forgot Your Password?" and "New User?". A paragraph of text reads: "Please enter your username and password to login. If you have problems logging into the portal, please contact Erica.Compton@stem.idaho.gov." The footer contains copyright information: "© 2017 Idaho STEM Action Center", the text "Idaho STEM Action Center | State of Idaho", and a logo for "Powered by community grants".

Click on “Apply”



Select the i-STEM 2019 Participant Application in the list and click the “Apply” button on the right side.



Fill out all sections of the application. You can save your application and come back to it later. When complete make sure to click Submit, otherwise your application will not be reviewed.

We suggest reviewing the scoring rubric before filling out your application. The scoring rubric is available at <https://stem.idaho.gov/wp-content/uploads/2019/01/iSTEM-2019-Participant-Application-Scoring-Rubric.pdf>

## Funding Application for: GMS Test

Application ID APP-008934

1. Overview

2. Contact Details

 Save & Exit  Save  Previous  Next  Submit Funding Application = Required Information



### Contact Details

#### Question 1

First Name of Person Attending/Overseeing the Program

#### Question 2

Last Name of Person Attending/Overseeing the Program

#### Question 3

Email of Person Attending/Overseeing the Program

#### Question 4

Questions?? Email [grants@stem.idaho.gov](mailto:grants@stem.idaho.gov) or [istem@stem.idaho.gov](mailto:istem@stem.idaho.gov)